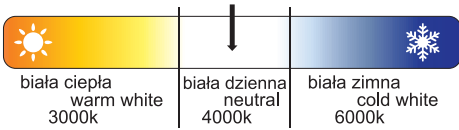


# panel LED 40W

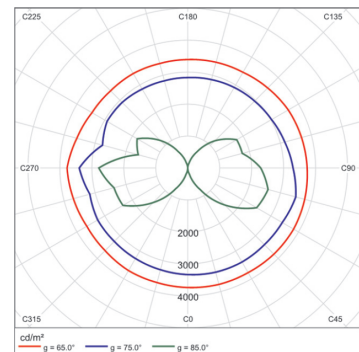
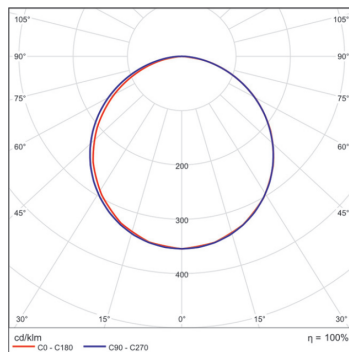
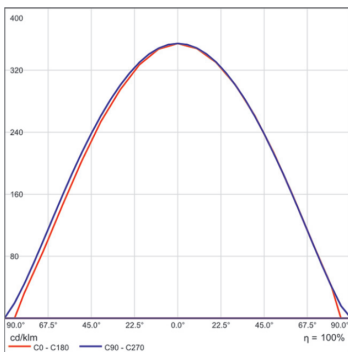
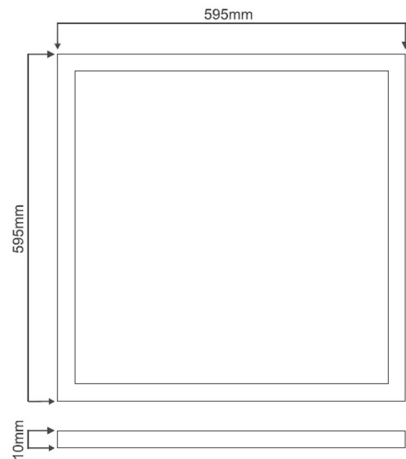


- h** 50.000h
- W** 40W
- 3600LM**
- V** 220-240V
- Hz** 50Hz
- 5 lat gwarancji**
- IP40**
- CRI** ≥80
- 1s=60% światła**
- ON/OFF** 100.000x
- 120°**
- 144x4014 led smd San'an**
- kg** 2.5 kg



Tylko do użytku wewnętrznego

aluminium + PMMA



W cenę panelu LED wliczony jest zasilacz marki **LiFud**.

